

2

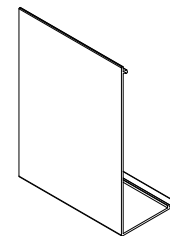

1

B

B

A

A



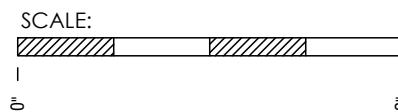
NOTES

MATERIAL:

FINISH:

UNLESS OTHERWISE SPECIFIED:
DIMENSIONS ARE IN INCHES
TOLERANCES:
.X ± .1"
.XX ± .01"
.XXX ± .005"

1. DEBURR AND SMOOTH ALL SHARP EDGES




ROLL A SHADE
 12101 MADERA WAY. RIVERSIDE, CA. 92503
 P: 951-245-5077 F: 951-245-5075
 WWW.ROLLASHADE.COM

PROPRIETARY AND CONFIDENTIAL

© COPYRIGHT 2024 ROLL-A-SHADE, INC. ALL RIGHTS RESERVED. THIS DRAWING IS THE PROPERTY OF ROLL-A-SHADE, INC.. THE GRAPHICS, INFORMATION AND SPECIFIC IDEAS IN THIS DOCUMENT ARE THE EXCLUSIVE PROPERTY OF ROLL-A-SHADE, INC. AND MUST NOT BE MADE PUBLIC, COPIED OR SOLD. OTHERS SEEKING PERMISSION TO REPRODUCE THIS DOCUMENT, IN WHOLE OR IN PART, MUST OBTAIN PERMISSION FROM ROLL-A-SHADE, INC. IN WRITING.

REVISIONS			
REV.	DATE	REVISION	NAME
1	12/17/2025	PUBLISHED	SM

TITLE:
5.5" L FASCIA SPECIFICATIONS

DWG. NO.
RAS-CUT-ENG-OTH5.5-001

REV
1

WEIGHT: TBD **SHEET 1 OF 1**

2

1